

PS3-08: Interim Overall Survival of Patients with Locally Advanced or Metastatic Triple-Negative Breast Cancer Treated with First-Line PM8002/BNT327 in Combination with Nab-Paclitaxel in a Phase Ib/II Study



San Antonio Breast Cancer Symposium
December 10-13, 2024

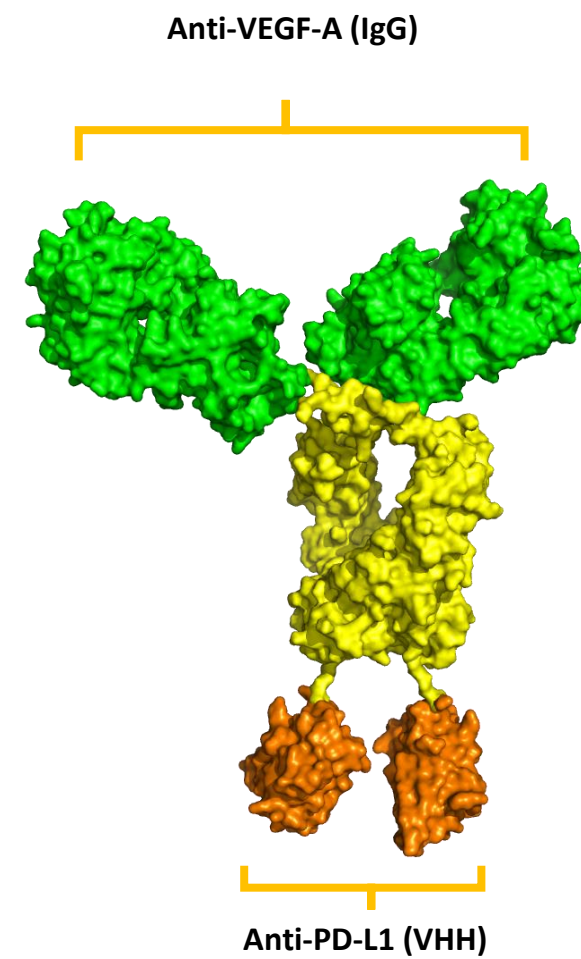
¹Jiong Wu, ²Jian Zhang, ³Zhongsheng Tong, ⁴Qingyuan Zhang, ⁵Yongsheng Wang, ⁶Qiao Cheng, ⁷Xin Chen, ⁸Zhihua Li, ⁹Yongmei Yin, ¹⁰Yiqun Du, ¹¹Yanchun Meng

¹Department of Breast Surgery, Fudan University Shanghai Cancer Center, Shanghai, China. ^{2,10,11}Department of Oncology, Fudan University Shanghai Cancer Center, Shanghai, China. ³Department of Breast Oncology, Tianjin Medical University Cancer Hospital, Tianjin, China. ⁴Department of Breast Oncology, Harbin Medical University Cancer Hospital, Heilongjiang, China. ⁵Breast Disease Center, Shandong Cancer Hospital, Shandong, China. ⁶Department of Breast Surgery, The First Affiliated Hospital of Chongqing Medical University, Chongqing, China. ⁷Department of Oncology, The Second People's Hospital of Yibin, Sichuan, China. ⁸Department of Breast Surgery, Nanchang People's Hospital, Jiangxi, China. ⁹Department of Oncology, Jiangsu Province Hospital, Jiangsu, China.

Introduction

PM8002/BNT327 is an investigational bispecific antibody containing two humanized VHHs against PD-L1 fused to the c-terminus of an anti-VEGF-A IgG, therefore targeting both PD-L1 and VEGF-A, designed to:

- block the interaction of PD-L1/PD-1, thereby reversing the immunosuppressed, exhausted effector T cell phenotype and enhancing the cytotoxic T-lymphocyte-mediated immune response against tumor cells
- scavenge and neutralize VEGF-A released by tumor cells, thereby promoting blood vessel normalization



We provide updated results including interim overall survival (OS) since initial reports at SABCS 2023 (Jiong Wu, et al, SABCS 2023 abstract PS08-06) and ESMO 2024 (Annals of Oncology (2024) 35 (suppl_2): S357-S405. 10.1016/annonc/annonc1579)

Method

Open-label, single-arm, multi-center, Phase Ib/II study of PM8002/BNT327 + nab-paclitaxel for 1L TNBC (NCT05918133) in China

Key Eligibility Criteria

- Patients with locally advanced or metastatic TNBC who have not received prior systemic therapy for unresectable locally advanced or metastatic advanced TNBC
- Age \geq 18 years
- ECOG PS 0-1
- Adequate organ function

PM8002/BNT327 20mg/kg Q2W on Day 1, 15 of 28-day cycle + nab-paclitaxel 100mg/m² on Day 1, 8, 15 of 28-day cycle

until disease progression/unacceptable toxicity

- ✓ Primary endpoints: objective response rate (ORR), safety (CTCAE 5.0)
- ✓ Secondary endpoints: progression free survival (PFS), disease control rate (DCR), overall survival (OS)

Patients

- 42 Pts were enrolled by 11 Apr 2023 to assess the safety and efficacy of PM8002/BNT327 in combination with nab-paclitaxel (Table 1)
- As of the data cut-off date of 25 Oct 2024, 9 pts remained on treatment
- Median follow-up time was 19.5 months (95% CI: 18.0,20.6)
- Median duration of exposure was 10.0 months (range: 2.0, 23.3 months)

Table 1. Baseline Characteristics

Patient Characteristics (n=42)	
Median age, years (Q1, Q3)	53.5 (41.0, 60.0)
Number of metastatic sites, n (%)	
0-2	17 (40.5)
\geq 3	25 (59.5)
Liver metastasis, n (%)	
Yes	16 (38.1)
No	26 (61.9)
Brain metastasis, n (%)	
Yes	2 (4.8)
No	40 (95.2)
Neo/adjuvant paclitaxel treatment, n (%)	
Yes	28 (66.7)
No	14 (33.3)

Efficacy

Antitumor activity observed (for subgroups by PD-L1 expression level see Table 2)

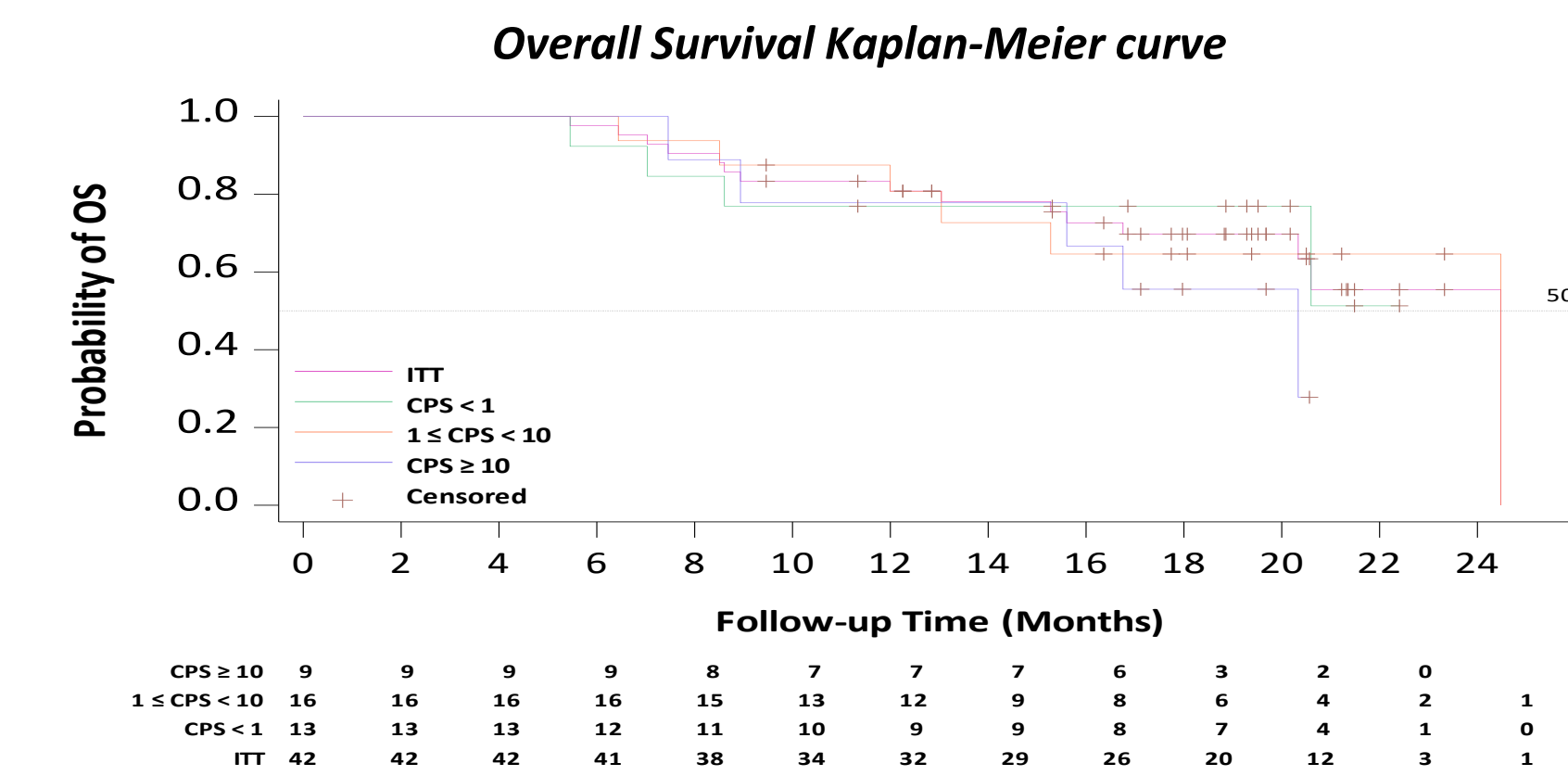
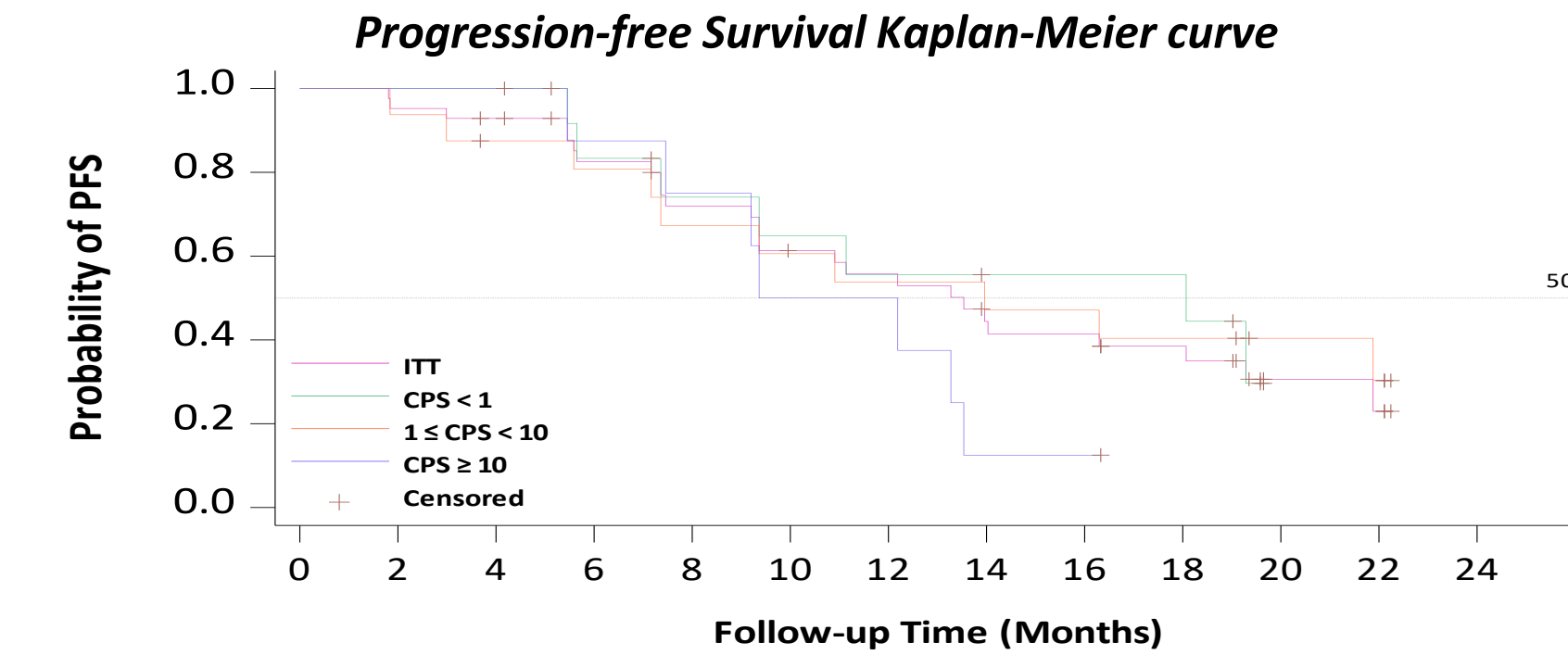
At the data cut-off date:

- 42 pts had at least 1 response evaluation
- Median PFS was 13.5 months (95% CI: 9.4, 19.3)
- After 15 subjects had died, matured 12-, 15- and 18-month OS rates were 80.8%, 78.1% and 69.7%, respectively; median OS was unmet

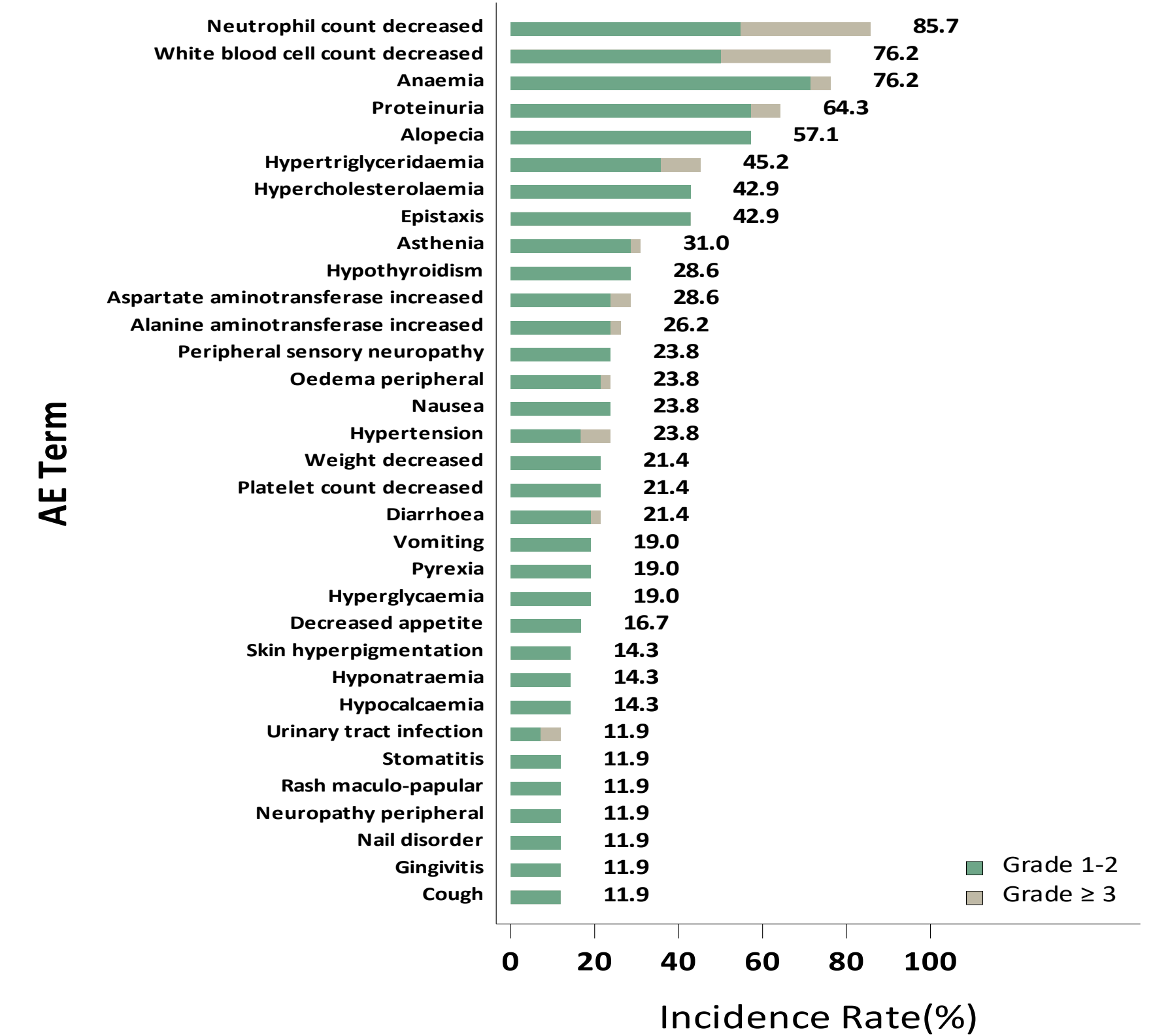
Table 2. Efficacy Outcomes of Evaluable Patients

Variable	ITT	PD-L1 CPS<1	PD-L1 1≤CPS<10	PD-L1 CPS≥10	NOT DONE
Population (n)	42	13	16	9	4
CR	1 (2.4)	0	1 (6.3)	0	0
PR	32 (76.2)	10 (76.9)	10 (62.5)	9 (100)	3 (75.0)
SD	7 (16.7)	3 (23.1)	4 (25.0)	0	0
PD	2 (4.8)	0	1 (6.3)	0	1 (25.0)
ORR %	78.6	76.9	68.8	100	75.0
(95% CI)	(63.2, 89.7)	(46.2, 95.0)	(41.3, 89.0)	(66.4, 100)	(19.4, 99.4)
cORR %	73.8	76.9	56.3	100	75.0
(95% CI)	(58.0, 86.1)	(46.2, 95.0)	(29.9, 80.3)	(66.4, 100)	(19.4, 99.4)
DCR %	95.2	100	93.8	100	75.0
(95% CI)	(83.8, 99.4)	(75.3, 100)	(69.8, 99.8)	(66.4, 100)	(19.4, 99.4)
mPFS (Mo), (95%CI)	13.5 (9.4, 19.3)	18.1 (5.7, --)	14.0 (7.2, --)	10.8 (5.5, 13.5)	14.0 (1.8, --)
12-mo OS rate% (95%CI)	80.8 (65.3, 89.9)	76.9 (44.2, 91.9)	80.8 (51.4, 93.4)	77.8 (36.5, 93.9)	100 (100, 100)
15-mo OS rate% (95%CI)	78.1 (62.1, 88.0)	76.9 (44.2, 91.9)	72.7 (42.0, 88.9)	77.8 (36.5, 93.9)	100 (100, 100)
18-mo OS rate% (95%CI)	69.7 (52.7, 81.6)	76.9 (44.2, 91.9)	64.6 (34.1, 83.8)	55.6 (20.4, 80.5)	100 (100, 100)

Results



TRAE in \geq 10% of patients



Safety

- Any-grade and grade \geq 3 TRAEs of the combination regimen occurred in 100% and 59.5% pts, respectively. No Grade 5 TRAEs were observed
- TRAEs leading to treatment discontinuation occurred in 9.5% pts
- The most common immune-related adverse events (irAEs) included hyperthyroidism, hypothyroidism and rash
- The most common AEs typically associated with VEGF inhibition were hypertension and proteinuria, which were mostly Grade 1 or 2

Table 3. Overview of TRAEs of the combination regimen

Safety Overview	N=42 n (%)
All TRAEs	42 (100)
Grade 3-4 TRAEs	25 (59.5)
SAEs	10 (23.8)
TRAE leading to dose interruption	27 (64.3)
TRAE leading to dose reduction	6 (14.3)
TRAEs leading to treatment discontinuation	4 (9.5)
irAE	13 (31.0)
Grade 3-4 irAE	4 (9.5)

Febrile neutropenia was reported in 4 patients (9.5%; Grade 3 [n=2] and Grade 4 [n=2]). Other Grade 3 TRAEs occurring in 2 patients: gamma glutamyl transferase increased, pancreatitis, acute pancreatitis and in 1 patient: blood alkaline phosphatase increased, dermatitis, abdominal distension, oral mucosa erosion, pharyngitis.

Conclusions

- ✓ In pts with LA/mTNBC, first-line therapy with PM8002/BNT327 combined with nab-paclitaxel showed clinically meaningful survival outcomes and antitumor activity regardless of PD-L1 status
- ✓ A manageable safety profile was observed, with no new safety signals beyond those typically described for nab-paclitaxel and anti-PD-1/PD-L1 and anti-VEGF monotherapies
- ✓ A randomised Phase III clinical trial (NCT06419621) in first-line TNBC is ongoing in China as well as a global Phase II trial (NCT06449222)

Acknowledgements

The authors would like to thank the pts and their families for their contribution to this trial. This trial was sponsored by Biotheus Inc.. PM8002/BNT327 is jointly developed by Biotheus and BioNTech.